



# HOLIDAY HOME WORK

≡ CLASS 2 ≡






### Guidelines:

1. The written part should be neatly presented in your own handwriting. Take the help of your parents only when necessary.
2. Revise all the work done till date in all the subjects.

### Few guidelines for parents:

1. As parents, kindly motivate and lend support to your children and ensure that they complete the given work well-in-time and to the best of their ability. Your encouragement can actually make a huge difference to the ultimate learning outcome of these projects. We would be happy if parents encourage children to work on their own.
2. Communication skills play a pivotal role in grooming the overall personality of the children. Converse with your child preferably in English to help her get comfortable with the language. Encourage your child to read books and magazines.



## ENGLISH

1. Collect pictures of the local animals, local dress and food items of:

A) ROLL NO. 1 TO 20 -- Lakshadweep

B) ROLL NO. 21 TO 41 -- Andaman and Nicobar Islands.

Paste them on A-3 size sheet to make a beautiful collage.

2. Revise all the work done in notebook and Grammar book.

3. Do worksheet-1 from the additional worksheets booklet given to you.

4. Practice reading short stories everyday. Write a summary of any story you have read and draw your favourite scene from the story on an A-3 size sheet.

## HINDI

1. सुलेख पुस्तिका में पृष्ठ 20 तक सुलेख करें।

2. घर में उपलब्ध हिंदी की कहानियों की पुस्तकों से प्रतिदिन एक कहानी पढ़ने का अभ्यास करें।

3. दिए गए विषय पर A 3 size शीट पर 8 से 10 वाक्य का एक अनुच्छेद लिखें। संबंधित चित्र भी चिपकाएँ।

a) ROLL NO. 1 TO 20 -- लक्षद्वीप राज्य

b) ROLL NO. 21 TO 41 -- अंडमान और निकोबार द्वीप समूह

4. Revise all the work done in the Hindi notebook and grammar book.



## MATHS

### EXPLORING NUMBERS

- \* Take a walk in your neighbourhood with your parents.
- \* Note down the 3 digit house numbers of any 4 houses in your neighbourhood.



**Do the following on A- 4 size sheet.**

1. Write their number names.
  2. Write their expanded form.
  3. Arrange these numbers in ascending and descending order.
  4. Write the number before and after each 3 digit number noted by you.
- ✚ Make water animals of Andaman and Nicobar and Lakshadweep Islands using different shapes and decorate it.
  - ✚ Learn tables 2 to 6 and 10.



### GENERAL AWARENESS (GA)

To be done in a scrap file

- ✚ Roll No: 1 to 10  
Paste pictures and write few lines on plants and animals of Andaman and Nicobar Islands.
  - ✚ Roll No: 11 to 20  
Paste pictures and write few lines on famous tourist places of Andaman and Nicobar Islands.
  - ✚ Roll No: 21- 30  
Paste pictures and write few lines on food items of Lakshadweep Islands.
  - ✚ Roll No: 31- 41  
Paste pictures and write few lines on festivals of Lakshadweep Islands.
- 
- 




### **Practice these life skills**

- ❖ **Donate your old book, clothes and toys.**
- ❖ **Help your grandparents/ parents.**
- ❖ **Water the plants everyday.**
- ❖ **Keep water for the birds.**
- ❖ **Organize your cupboard.**
- ❖ **Go for nature walk with your parents and grandparents.**
- ❖ **Switch off fans and lights when not in use.**



### **CRAFT**

- ✚ **Make any one useful thing using waste materials.**
- ✚ **Do pages 12, 13, 14, 20, 21, 25 and 32 from the PAC BOOK.**



### **NOTE:**

**Prepare for PROP TALK COMPETITION in the month of July.**

**Choose a prop and speak for a minute.**





Happy  
Holidays

