



Holy Child Sr. Sec. School
Tagore Garden New Delhi-110027

HOLIDAY HOMEWORK

Summer, summer
Time for fun
We run all the day
In the hot, hot sun
Summer, summer
Jump in the pool
Eat lots of ice-cream
To keep cool





Guidelines:

1. The written part should be neatly presented in your own handwriting. Take the help of your parents only when necessary.
2. Revise all the work done till date in all the subjects.

Few guidelines for parents:

1. As parents, kindly motivate and lend support to your children and ensure that they complete the given work well-in-time and to the best of their ability. Your encouragement can make a huge difference to the ultimate learning outcome of these projects. We would be happy if parents encourage children to work on their own.
2. Communication skills play a pivotal role in grooming the overall personality of children. Converse with your child preferably in English to help her get comfortable with the language.
3. Encourage your child to read books, magazines etc. Reading helps children build vocabulary, understand the world around them, and develop both writing and speaking skills.

Use **bright** ideas
to make your
work **shine**....



ENGLISH

a. Create a beach landscape on an A-4 size sheet and decorate it using various materials like glitters, sand, cotton, popsicle sticks, etc.

Learn 8–10 lines about it for a speaking activity in class.

b. Make a finger pointer  and encourage your child to use it while reading.

Reading test of Lesson-1 and Lesson- 4 from the coursebook will be conducted after the vacation.

c. Recite and learn the poem – Baby Beds from the coursebook.

d. Practice Cursive handwriting and complete till page 10 in English handwriting book.



HINDI

a) **Roll no: 1 to 21** - लक्षद्वीप राज्य के पशु, पक्षी व समुद्री जीव के चित्र A4 Size शीट में नाम सहित चिपकाकर सजाएँ ।

b) **Roll no: 22 to 42** - अंडमान और निकोबार द्वीप के पशु, पक्षी व समुद्री जीव के चित्र A4 Size शीट में नाम सहित चिपकाकर सजाएँ ।

c) सुलेख पुस्तिका में पृष्ठ 14 तक करें ।


d) Revise and learn all the work done in class.





MATHEMATICS

a. **Roll no: 1 to 21** - Create a pattern using images/drawings of any food items found in Lakshadweep.



Roll no: 22 to 42 - Create a pattern using images/drawings of any food items found in Andaman and Nicobar Islands.

b. Write the birth dates of your family members (at least 10 members).

- Identify and write the biggest and the smallest number.
- Draw and represent the numbers on an abacus.
- Write their number names.
- Write the number that comes before and after each number.





GENERAL AWARENESS

a. Spend 15 minutes daily for exercise/yoga for healthy mind and body.

b. Make a thank you card for any one helper who helped you during the holidays.

c. **Roll no: 1 to 21** - Paste pictures of the traditional dresses and food of Andaman and Nicobar on an A-4 size sheet.




Roll no: 22 to 42 – Paste pictures of the traditional dresses and food of Lakshadweep on an A-4 size sheet.



CRAFT

- a) Do page 26 and 30 of Pac Book.
- b) Make a water animal using shapes on an A-4 size sheet.



*HAPPY
HOLIDAYS*